



TRAILERING GUIDE



Find a
VEHICLE



Learning
CENTER



Look-up
GLOSSARY



Dinghy
TOWING



We have tried to make this guide to towing comprehensive and factual. Please check with your Chevrolet Sales Professional if you have questions.



App Info



TRAILERING GUIDE



Find a
VEHICLE



Learning
CENTER



Look-up
GLOSSARY



Dinghy
TOWING



App Info

LEARNING CENTER




TRAILERING 101

A guide to towing for beginners and professionals. Learn how to load your trailer, safe driving techniques, and how to deal with common towing situations.

[LEARN MORE >](#)

PRE-TOWING CHECKLIST



Recommended list of items to check before towing.

[Learn More >](#)

TRAILERING TECHNOLOGY



Features available from the factory that help make towing safer and easier.

[Learn More >](#)

POWERTRAIN



Information about the powerful engines that help get the job done.

[Learn More >](#)

SAFETY



Steps to take to help ensure safe towing.

[Learn More >](#)

HITCHES & EQUIPMENT



Description of the different types of hitches and trailering equipment.

[Learn More >](#)

FIFTH-WHEEL & GOOSENECK



Differences between fifth-wheel and gooseneck trailers.

[Learn More >](#)



TRAILERING GUIDE



Find a
VEHICLE



Learning
CENTER



Look-up
GLOSSARY



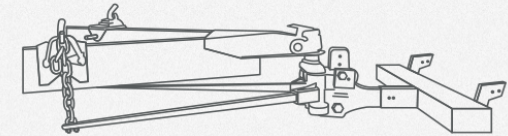
Dinghy
TOWING

[← Back](#)

HITCHES & EQUIPMENT

WEIGHT-DISTRIBUTING CARRYING HITCH

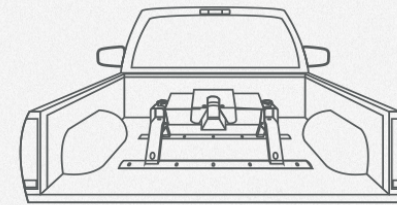
This is most often used for heavier trailering. This hitch type more evenly distributes the trailer load by using spring bars to shift some of the hitch weight forward onto the tow vehicle's front axle, and rearward to the trailer's axles.



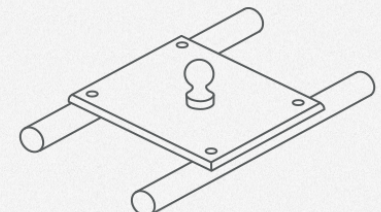
WEIGHT-DISTRIBUTING HITCH

FIFTH-WHEEL HITCH AND GOOSENECK HITCH

These are designed for heavy trailering. Located in the bed of the truck, these hitches position the trailer's kingpin weight over or slightly in front of the truck's rear axle. Fifth-wheel and gooseneck hitches are most frequently used with travel trailers, horse trailers and other large trailers.



FIFTH-WHEEL HITCH



GOOSENECK HITCH

TRAILERING PACKAGE


An optional Heavy-Duty Trailering Equipment Package is available for a wide variety of Chevrolet models (and is standard on some Silverado models). The package includes a trailer hitch platform and may include other trailering equipment.

WIRING HARNESS

Connects the trailer to the tow vehicle's electrical system so the tow vehicle can operate the trailer lights and brakes, if equipped.

INTEGRATED BRAKE CONTROLLER

This is optional on most Silverado pickups and Tahoe/Suburban models. Completely integrated within the electrical system and its antilock braking system, it allows your trailer's brakes to operate



App Info



TRAILERING GUIDE

Find a
VEHICLE

Learning
CENTER

Look-up
GLOSSARY

Dinghy
TOWING

App Info

Back

2014 SILVERADO 1500

Filters | Trim ▾ | Drive ▾ | Cab/Bed ▾ | Transmission/Hitch ▾

Clear Filters

Currently viewing: ALL VEHICLES



IWT

- 2WD Crew Cab, Short Box
- Automatic Transmission Ratings with Ball Hitch
- Max Towing Capacity* 11400 lbs

More Info



2WT

- 2WD Crew Cab, Short Box
- Automatic Transmission Ratings with Ball Hitch
- Max Towing Capacity* 11400 lbs

4.3L EcoTec3 V6 AFM DI VVT Flex Fuel aluminum block

Axle Ratio	Max Towing Weight in lbs (kg)
3.23	5900 (2676.2)

Done



LT

- 2WD Crew Cab, Short Box
- Automatic Transmission Ratings with Ball Hitch
- Max Towing Capacity* 11400 lbs

More Info



*LT
Z71*

- 2WD Crew Cab, Short Box
- Automatic Transmission Ratings with Ball Hitch
- Max Towing Capacity* 11400 lbs

More Info



LTZ

- 2WD Crew Cab, Short Box
- Automatic Transmission Ratings with Ball Hitch
- Max Towing Capacity* 12000 lbs

More Info



*LTZ
Z71*

- 2WD Crew Cab, Short Box
- Automatic Transmission Ratings with Ball Hitch
- Max Towing Capacity* 12000 lbs

More Info

* MAX TOWING CAPACITY

VEHICLE DETAILS ON CHEVROLET.COM

VIEW TOP 10 ACCESSORIES

